

# **Alguien esta Manipulando al Sol para que explote?**

Lo más extraño de estas manipulaciones es que son cada 24 Horas, y el Sol se caracteriza por ser un objeto estelar randomo al Azar en sus explosiones...el Sol no puede estar teniendo explosiones regulares cada exactamente 24 horas como acá se especifica que ha ocurrido durante el 24, 25 y 26 de Enero 2009...los alienigenos no se rigen por los horarios terrestres, luego se trata de “alguien” desde o relacionado con la Tierra que esta provocando esto en el Sol....y quien otro que no que los Iluministas que quieren y no hayan la hora de que ocurra otra catástrofe descomunal...?

Aunque esto parezca descabellado o agarrado de las mechas hay algo acá lo bastante siniestro que esta indicando su dedo acusador hacia alguien “humano y terrestre”...los aliens no trabajan con relojes de 24 horas como los humanos.

Así que algo huele mal en Dinamarca como decía Hamlet...y hay 2 grandes candidatos para esta carrera extraña...EEUU o Inglaterra...cualquiera de los dos es muy buen candidato pues allí es donde se hallan los más grandes Satanistas de la Historia de la Humanidad.

En realidad, vivimos en tiempos Extraños pues la Prensa ya no existe como algo confiable en general y ya no quedan gobiernos confiables...ni siquiera Rusia pues ella no interviene mas que a lo lejos y Israel sigue con sus matanzas continuas en Gaza, reanudadas ahora recientemente...no les basta la sangre de 1330 muertos...desean mas y el Mundo observa esto en Silencio...especialmente Europa que se consideraba antiguamente como un baluarte de la Decencia y la Ecuanimidad...ya no mas...las 12 o 10 cabezas del Dragón del Apocalipsis ya esta formado y tan solo Rusia y China no se les han agregado puesto que India ya se les ha agregado al fabricar un ataque en Bombay o Mumbay como le llaman ahora, en que se vio la clara mano de mercenarios ingleses que se les dejo matar durante 24 horas sin que interviniera el ejercito Hindú mas que al final...un clásico 9/11 hindú en que se buscaba una razón para dejar mal a Pakistán y el único “terrorista pakistaní” según los hindúes tenia un brazalete amarillo en su muñeca que demostraba que era Hindú, pues solo los hindúes usan esa clase de brazaletes y no los pakistaníes. Ah y lógico ese fue el único que quedo vivo – por supuesto.

Bueno acá lo del Sol...

<http://www.rense.com/general84/solar.htm>

---

---

# **Evidence Of Solar Manipulation? And Solar Changes**

**By Ted Twietmeyer  
1-26-9**

Solar X-ray activity has remained flat-line for about a week - until now. Just before midnight GMT (UTC) last night, new solar activity began to take place. At first this might not seem remarkable. That is, until we examine all the data associated with this activity.

The odds are astronomical (no pun intended) that a sudden change of inactivity would happen EXACTLY at midnight, after more than a week of no real X-Ray activity. It appears that someone or something was making their capabilities known to alter the Sun's operation. Such technology is more dangerous than the biggest collection of atomic weapons any country could have. Tinkering with Solar activity can result in unpredictable, grave and irreversible damage to Earth.

Tick marks along the bottom axis of each chart represent 3 hour intervals on all charts.

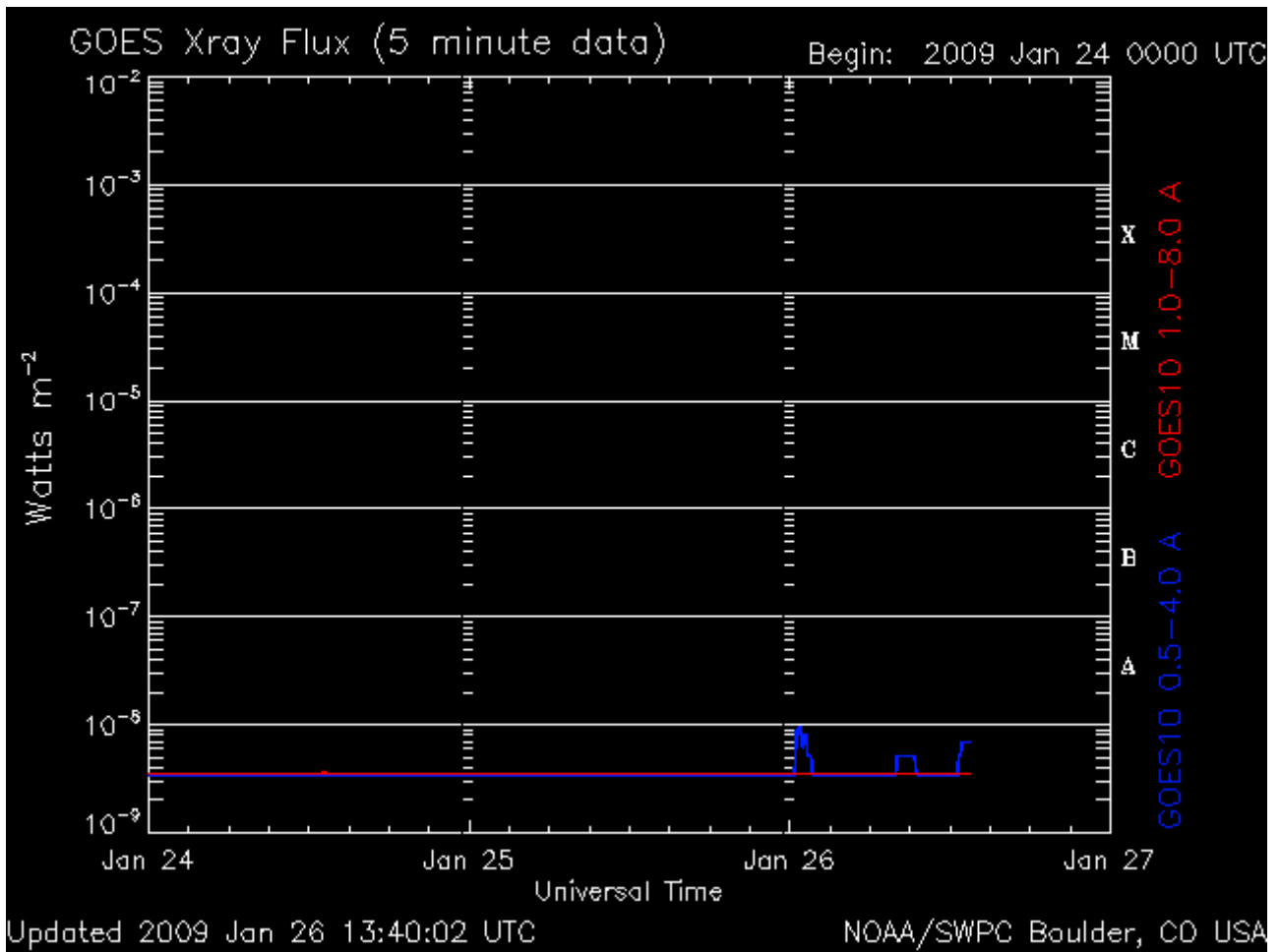


Fig. 1 - X-Ray activity for 2 1/2 days.

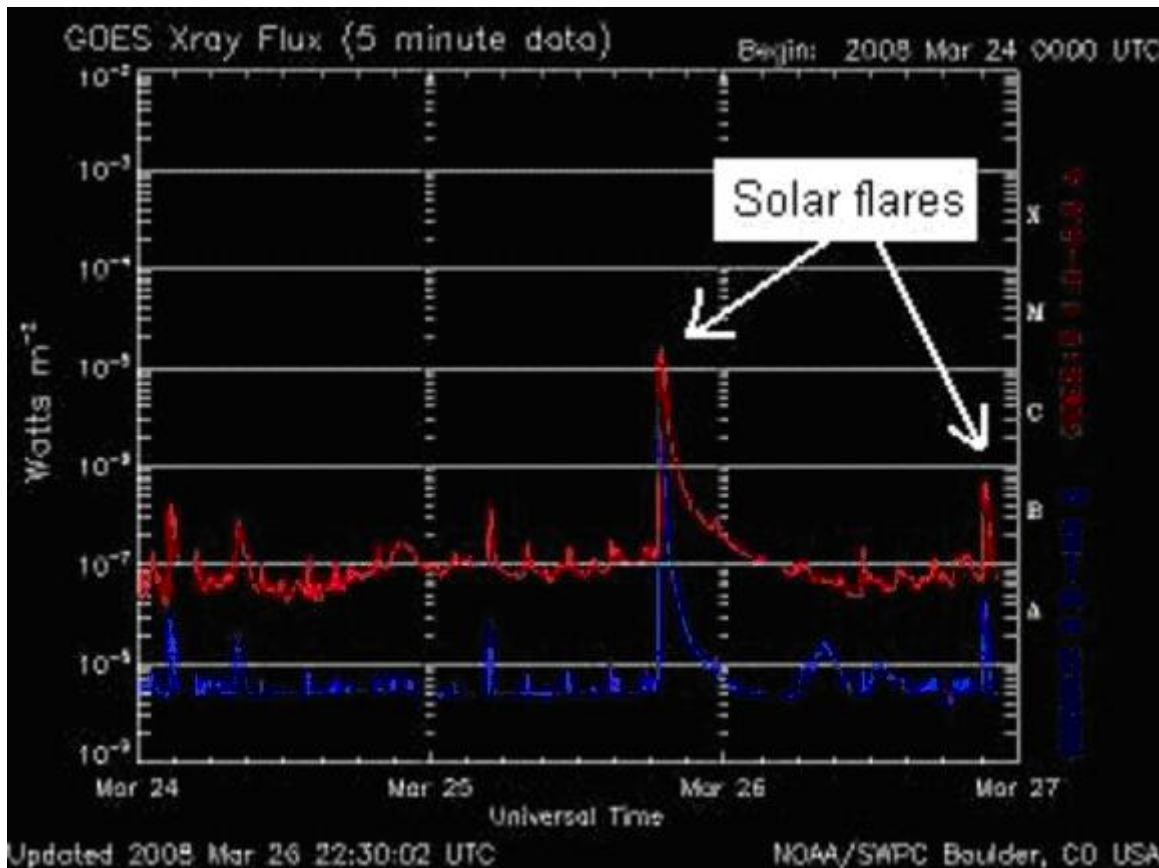


Fig. 2 - What these same X-ray wavelengths looked like when very active almost one year ago, as measured by the very same detector. Note the jagged red line between the flares. This was the normal baseline for 1.0 to 8.0A wavelengths (long X-Rays.)

NASA has claimed in the past they don't understand (?) why the red line (GOES 10 in Fig. 1) has remained a flat line for more over a year now. Perhaps the real reason is because there is no longer any real measureable energy at that wavelength. If so, this marks a very important change in the way our Sun is functioning.

Shortly after high noon (UTC) on January 24, a tiny blip appears in Fig. 1. Apparently the satellite was detecting something at this wavelength. Yet while recent activity for the same satellite which was measuring activity at shorter wavelengths of .5 to 4.0A, we still see no activity on the red line. Is it possible there reason for a flat red line is the result of a problem in the satellite?

In the drawing below (Fig. 3) we see that satellite architecture doesn't use a separate sensor for different wavelengths. The X-Ray sensor uses one sensor with rotating wheel containing plastic and metal filters (labeled as Entrance Filters in Fig. 3) to filter various X-Ray wavelengths. These filters are all opaque to heat (infrared), ultraviolet and visible light. Any argument that the wheel isn't rotating clearly cannot apply here - if the wheel were unable to rotate, then neither wavelength would be detected correctly, or both

charts would have exactly the same plots if the filter could not move. This deduction is made in the absence of NASA announcing that a technical problem occurred with the filter wheel, which to date hasn't been made to my knowledge.

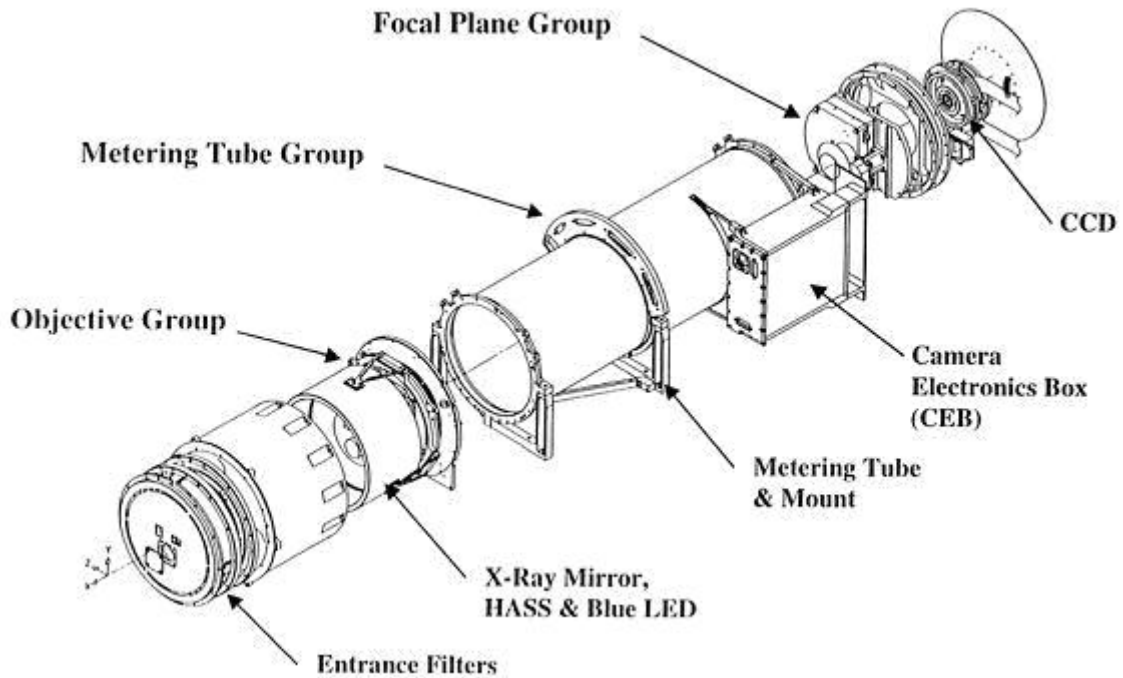


Fig. 3 - How X-Rays are actually detected (for making Fig. 1 charts) aboard GOES satellites. After rotating the correct filter into position, the CCD sensor takes an average from all the pixels in a 512 x 512 CCD camera. At least 10 previous and current GOES satellites have used this same sensing system, with more being constructed as these satellites die one by one over the years. This sensor is robust, since the failure of several pixels in the CCD will have very a small overall effect on the data. (from NASA website on GOES satellite construction, 2004.)

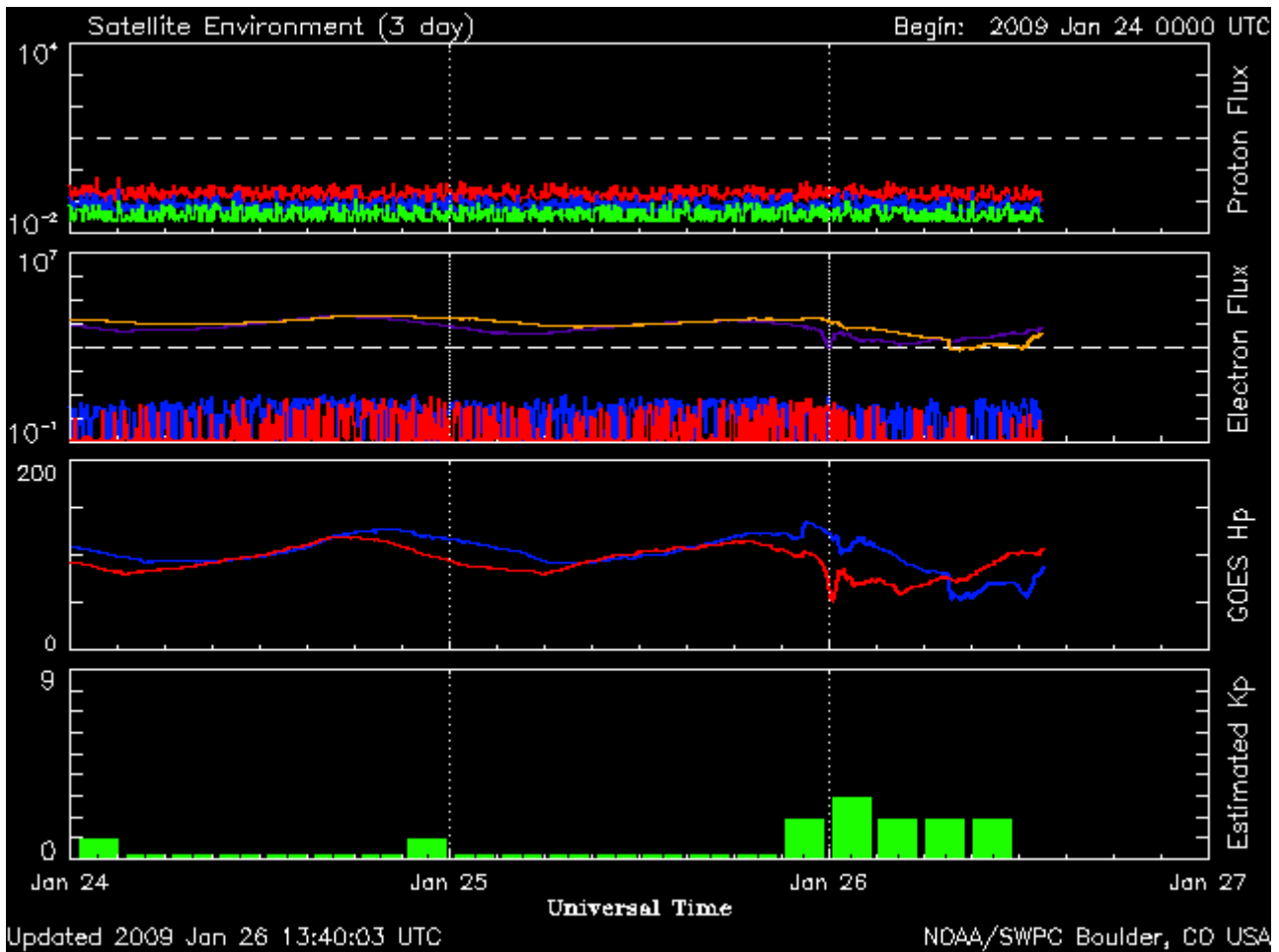


Fig. 4 - Proton, magnetic and electron activity for 2 1/2 days. The orange and blue wavy lines in the upper half of the electron flux chart is the Sun's magnetic field. The higher the KP index the further south on Earth the Aurora can be seen. It is normal for proton flux to rarely change at all, even when other plots are varying widely. Only on rarely does this every change. For proton flux, Red is 10 Mev (Million electron volts,) blue is 50 Mev and green is 100Mev.

In summary, it appears that when Solar magnetic activity was altered just before midnight (UTC) it caused the Hp value to peak almost exactly at midnight (Fig. 4.) Apparently the external influence by someone or something also increased X-Ray output at almost exactly the same time (Fig. 1.) This indicates someone or some government is in possession of highly advanced technology and they are using it for some purpose.

Also interesting is that solar activity is completely unrelated to whatever time it may be on Earth. Our measure of time comes from an arbitrary decision to use Greenwich, England as the ordinate (starting) point for all 24 hour time on Earth. The Sun could not possibly be influenced by such a decision, as this decision was made many decades ago and is non-physical.

Another nail in the coffin of global warming.

Perhaps manufacturers of sun blocking lotion will ultimately see their market "dry up."

Ted Twietmeyer  
Data4Science.net

=====

*A New UNIVERSAL TIME is Coming for All  
even those who can not stand the TRUTH*

*Adolfo Araya - Australia*